

PREPARATION GUIDELINES

ALL-CERAMIC /COMPOSITE PREPARATIONS

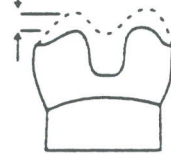
ONLAY



1.0 mm Wall Thickness



1.5 mm - 2.0 mm



Facial Section

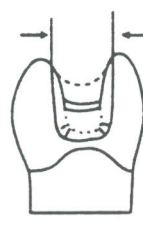
Proximal Section

INLAY

2.0 mm min.



2.0 mm min.

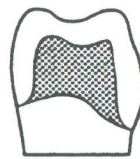


No Cavo-Surface Bevels

FULL CROWNS

BUCCAL
LINGUAL
INTERPROXIMAL
INCISAL 1.5-2.0 mm

1.0 - 1.5 mm



LABIAL
LINGUAL
INTERPROXIMAL
OCCLUSAL 1.5-2.0 mm

1.0 - 1.5 mm

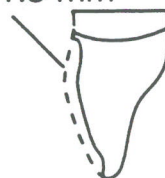


VENEER PREPARATION

0.5 - 1.5 mm



2.0 mm



Including Incisal Edge

Laminate Reduction



Incisal View

STANDARD PORCELAIN BUTT MARGIN PREPARATION

90° Shoulder
1mm Reduction

